
















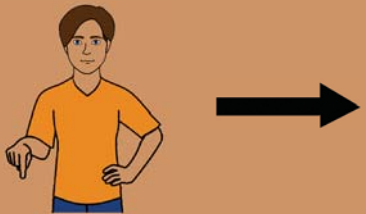








# Speak up and be Safe from Abuse Communication board – general vocabulary

**Instructions** - This communication board set has a picture board, alphabet board female and male body boards. Place the boards on a flat surface or hold where the person can see it/point to it. The person will point to pictures or letters. If the person cannot point - ask row by row, and then column by column, to find out the message. There is a place to draw/write on the alphabet boards. If you need more words, use the Speak up and be Safe from Abuse Communication Book.

<p>Help</p> 	<p>Something is wrong</p> 	<p>Tell someone</p> 	<p>Don't tell anyone</p> 	<p>Here</p> 
<p>I want to talk to you</p> 	<p>Go somewhere</p> 	<p>It has already happened</p> 	<p>Something happened (actions)</p> 	<p>Somewhere else</p> 
<p>I want to talk to someone else</p> 	<p>Ask someone to come here</p> 	<p>It is happening now</p> 	<p>People</p> 	<p>Body parts</p> 
<p>I need to get a message to someone</p> 	<p>Ask someone to meet me</p> 	<p>It's going to happen</p> 	<p>Things</p> 	<p>Where it happened (places)</p> 
<p>I'll spell it - show me the alphabet board</p> 	<p>It's not on this board</p> 	<p>Turn over</p> 	<p>No</p> 	<p>Yes</p> 