

Speak Up and be Safe from Abuse

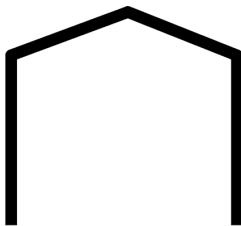
Record sheet

Use this record sheet to record information about your conversation.

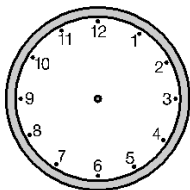
Ask the person for permission to use it.

Explain that using it will help you remember the person's story.

Explain that if a report is made to the police or an investigation occurs, the record sheet may need to be provided to police or investigators.




Place we talked about your safety




Date and time we talked about your safety


__ : __



Your name (person with a disability)



Communication method



Staff member (communication partner)

Write what the person communicated

For example,

1. Actions - Hit
2. Place - Bedroom
3. Time - Birthday

Write here

Produced by Scope's Communication & Inclusion Resource Centre
2016 www.scopeaust.org.au

Mayer-Johnson LLC a Tobii Dynavox company.
All Rights Reserved Worldwide. Used with permission.
Boardmaker™ is a trademark of Mayer-Johnson LLC.

The Speak Up and be Safe from Abuse project was supported
by the Victorian Government.

